

759, 10
180



BEEBE'S PICTURE PRIMER





PICTURE PRIMER

BY

ELLA M. BEEBE

CRITIC TEACHER, DETROIT NORMAL TRAINING SCHOOL

WITH INTRODUCTION BY

CHARLES L. SPAIN

SUPERVISOR PRIMARY GRADES, DETROIT PUBLIC SCHOOLS



NEW YORK ∴ CINCINNATI ∴ CHICAGO
AMERICAN BOOK COMPANY

759.10.130
v

INTRODUCTION

THE features of this Primer which will commend themselves to experienced primary teachers are:

1. The richness of content.
2. The limited and well-selected vocabulary.
3. The gradual introduction of new words.
4. The frequent repetition of words.

The lessons in this primer are very closely related to the stories and pictures now almost universally used in primary classes. In consequence, a pupil who begins to read in this book toward the middle of his first semester in school will have become familiar with the vocabulary and ideas of many of the early lessons before the reader is placed in his hands. The author has succeeded admirably in securing richness and continuity of thought with a very limited vocabulary.

In no other primer with which the writer is familiar are words introduced so gradually. The number rarely exceeds one new word to a lesson. This has been accomplished by the skillful substitution of pictures for words. Through the extensive application of this principle, the vocabulary has been limited and frequent repetition of words attained without resorting to meaningless, cut-and-dried sentences so commonly found in primers and readers.

Primary teachers have long felt the need of a reader for beginners which shall be (1) so simple that pupils can read it with ease and confidence from the day they begin to use it; (2) so rich in thought and imagery that every lesson shall be full of interest and pleasure for the children. It is believed that this primer will, in large measure, meet this need.

CHARLES L. SPAIN.

COPYRIGHT, 1910, BY
ELLA M. BEEBE.

ENTERED AT STATIONERS' HALL, LONDON.

PICTURE PRIMER.

W. P. I.

TRANSFERRED TO

HARVARD



Munier

MEMORIZE

*I see the sun,
And the sun sees me.
God bless the sun,
And God bless me.*

I see the



I see the



I see the



I see

I see the girl



I see the girl



I see the girl



I see the girl



Run,



Run,



Run,



, run.

Run, girl, run.

The




sees the girl.

The






runs to the girl.

The girl runs to the



I see the girl run to the





MEMORIZE

Great A, little a,

Bouncing B.

The cat's in the cupboard

And can't see me.




See the little



A little  can run.

A little  can run.

A little  can run.

A little  can run.

A little girl can run.

I can see a girl run.

I can run. 

I can run to the girl.






I see a little girl.



I see a big, big

The girl sees the



The big



sees the girl.

The big



can run.

Can the little girl run?

The little girl can run.

Run, little girl, run.

This is



This is the



This is the




This is the



This  is red.

This  is red.

This  is red.

This  is red.

This  is red.

This  is red.

This  is red.

This  is red.

ACTION

Jump.

Jump, — run.

Run, — jump:

Jump, jump, — run.

Jump to a

Run to a girl.

Jump to a

Jump, run, jump.





Is this a red ball?

Is this a little ball?

Is this a big ball?

This is a big ball.

Throw a big ball.

Throw a little ball.


Throw a red ball.


Throw a ball to a big girl.

Throw a ball to a little girl.

Run.

Jump.



Throw a red 

A  is green.

A  is green.

This  is green.


A  is green.

A  is green.

I see a green 

A  is green.

I see a green tree.



I see a big green tree.

I see a little red  in the tree.


I see a little green tree.

The  can jump to the little tree.

See the  on the big tree.

Can the girl see the big tree?

The girl can see the big tree.

The girl can see a  run.





MEMORIZE

*Apples green,
On the tree;
Pretty apples,
See, see, see!
Big green apples
On the tree.*

I see a big green tree.

I see a little red  in the tree.


I see a little green tree.

The  can jump to the little tree.

See the  on the big tree.

Can the girl see the big tree?

The girl can see the big tree.

The girl can see a  run.



I see a big tree.

I see green
apples on the
tree.

I see a girl run
to the tree.

I see a girl jump
to the apple.

I can jump to the green apple.



I see big grapes.

I see little grapes.

Is this grape red?

This grape is green.

Is this grape green?

This grape is red.


Is this grape little?

This red grape is big.



I see little blue grapes.

I see big blue grapes.



Blue grapes

On the tree;

Pretty grapes,

See, see, see!

Big blue grapes

On the tree.

See the big fox!

Can the fox see the tree?

The fox can see the tree.

Can the fox see the blue grapes?

The fox can see the blue grapes.

Can the fox run to the blue grapes?

The fox can run to the blue grapes.

See the fox jump, jump, jump!

ACTION

Jump.

Jump, — run.

Run, — jump:

Jump, jump, — run.

Jump to a

Run to a girl.

Jump to a

Jump, run, jump.





Is this a red ball?

Is this a little ball?

Is this a big ball?

This is a big ball.

Throw a big ball.

Throw a little ball.

Throw a red ball.


Throw a ball to a big girl.

Throw a ball to a little girl.

Run.

Jump.



Throw a red 

A  is green.

A  is green.

This  is green.

A  is green.

A  is green.

I see a green 

A  is green.

I see a green tree.



MEMORIZE


*Apples green,
On the tree;
Pretty apples,
See, see, see!
Big green apples
On the tree.*

I see a big green tree.

I see a little red  in the tree.


I see a little green tree.

The  can jump to the little tree.

See the  on the big tree.

Can the girl see the big tree?

The girl can see the big tree.

The girl can see a  run.



I see a big tree.

I see green
apples on the
tree.

I see a girl run
to the tree.

I see a girl jump
to the apple.

I can jump to the green apple.



I see big grapes.

I see little grapes.

Is this grape red?

This grape is green.

Is this grape green?

This grape is red.

Is this grape little?

This red grape is big.



I see little blue grapes.

I see big blue grapes.



Blue grapes

On the tree;

Pretty grapes,

See, see, see!

Big blue grapes

On the tree.

See the big fox!

Can the fox see the tree?

The fox can see the tree.

Can the fox see the blue grapes?

The fox can see the blue grapes.

Can the fox run to the blue grapes?

The fox can run to the blue grapes.

See the fox jump, jump, jump!

MEMORIZE

“Bow-wow-wow!”

“Whose dog art thou?”

“Little Tom Tinker’s dog,
Bow-wow-wow!”

This is a little dog.

This dog can run.

This dog can jump.

This dog can “Bow-wow-wow!”



A dog has a

A dog has a

A dog has a


A dog has

A dog has a tail.



A  has a big tail.

A fox has a big tail.


A  has a little tail.



“Bow-wow-wow!”

The little girl sees the big dog.

The big dog sees the little girl.

The girl has a 

Can the dog see the 


The dog can see the 









“Bow-wow-wow!”

Throw the  to the dog.

MEMORIZE

The rabbits small hop out of the nest.
They hop, they hop, they hop.
They try to hop their very best,
Hop, hop, hop, hop to me.



I can run.  *I can jump.* 
I can run.  *I can jump.* 
I can throw.  *I can hop.* 
I can throw.  *I can hop.* 

Run to me.

Run to me.

Hop to me.

Hop to me.




Throw a ball to me.

Throw a ball to me.

Run and jump.

Run and jump.

Hop and run.





I see a rabbit.

The rabbit has big



The rabbit has a little tail.

The rabbit can run.

The rabbit can hop and jump.

I see a big dog.

The dog can run.

See the little rabbit run!

See the big dog run!

MEMORIZE

One, one,
Day is done.



Two, two,
Falls the dew.



Three, three,
The moon I see.



Four, four,
Play no more.




One little, two little, three little
rabbits,

One little, two little, three little
rabbits,

One little, two little, three little
rabbits,

Three little rabbits, oh!



One, two, three,
One, two, three,
I see a rabbit
Hop to a tree.


A rabbit has two

A rabbit has two

A rabbit has one

A rabbit has one

A rabbit has four



Has a rabbit one tail?

A rabbit has one tail.



Robert Beyschlag

I see a little girl.

This little girl has a



This little girl has a



I see two big



I see two big



I see a rabbit in the



Can the girl see the rabbit?

The girl can see the rabbit.

The girl jumps.

Can the rabbit see the girl?

Hop, rabbit, into the



MEMORIZE

Little bird, little bird,
Up in the tree,
Sing a sweet song
To Bunny and me.



I see four little birds.
One, two, three, four.

I see one bird hop to the rabbit.
Can the rabbit see the bird?



I see the rabbit hop to the
See the blue birds in the tree!

The  sees one bird in the tree.

ACTION

Sing, yellow birds.

Sing to the girl.

Sing to the rabbit.

Sing to the dog.

Sing to me.

Sing, little girl.

Sing to the birds.

Sing to one bird.

Sing to two birds.

Sing to three birds.

Sing to four birds.





MEMORIZE

The little birds fly out of the tree.

They fly, they fly, they fly.

They try to fly their very best.

Fly, fly, fly, fly to me.

ACTION

Fly, little red bird, to a girl.

Fly, little green bird, to a tree.

Fly, little blue bird, to a rabbit.

Fly, little yellow bird, to a dog.

Fly to a red bird.

Fly to a green bird.

See the bird in the tree.

The bird can hop.

The bird can fly.

The bird can sing.

Will the bird sing?

The bird will sing to the boy.

Will the bird hop?


The bird will hop in the tree.

Will the bird fly?

The bird will fly to the boy.

The bird has a little


The bird will fly to the




MEMORIZE

Do all the good you can,
In all the ways you can,
To all the people you can,
As long as ever you can.

Can you run?

Run to the 

Can you sing?

Sing to the 

Can you throw?

Throw  to the birds.



May I run?



You may run to a boy.

May I hop?



You may hop to a girl.

May I jump?




You may jump. One, two, three.

May I fly?



You may fly to a tree.



May I throw a ball?

You may throw a ball to a boy.

May I sing?



You may sing to a little girl.



COPYRIGHT, 1904
BY THE BEARD ART & STATIONERY CO.

This is a little red boy.

The red boy sees two birds fly.

Can the boy see two birds hop?

The rabbit can see the birds hop.

The rabbit can hop, too.

Can the little red boy hop?

The little red boy can hop.

Can the little red boy jump?

The little red boy can jump.

This is the little boy's



The red boy will run to the



Run, little red boy, run.

You may be a little blue bird.

You may be a little yellow bird.

You may be a little green bird.

You may be a rabbit.

You may be a dog.



You may be a red boy.

Hop, little blue bird.

Fly, little green bird.


Sing, little yellow bird.



Run, dog, to the rabbit.

Hop, run, jump, little rabbit.

Hop, run, jump, little red boy.

The  is yellow.

The  is round.

The sun is round and yellow.

This apple is yellow.

This apple is round.



Throw this round, yellow apple.

This ball is yellow.

This ball is round.



Throw this round, yellow ball.

Is a  round?

Is a  round?


Is a  round?




MEMORIZE

Polly put the kettle on,
Polly put the kettle on,
Polly put the kettle on,
And we'll all have tea.

I will put the  on the 

You will put the  on.

May will put the  on.

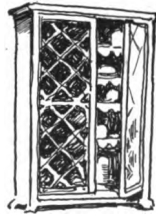




MEMORIZE


Sukey take it off again,
Sukey take it off again,
Sukey take it off again,
They've all gone away.

I will take the 

You put it in the



May will take the  and 

Find the 

Find the two cats on it.

Find the bird on it.

Find “one” on it.

Find “two” on it.

Find “three” on it.

Find a little cat in it.

Find a little cat on the



Find a big box.

Find a big cat on the box.

Find the big cat's tail.

Find a little cat on the box.



One, one,

Little dog run,

Two, two,


Cat see you,

Three, three,

Bird in the tree,

Four, four,

Rat on the



Sperling

SIGHT





ROMP

Ronner

See the big cat on the box.

See the four little cats.

Can the little cats play?

The big cat likes to see the little
cats play.

You can see a little girl.

The little girl has a cat.

The little girl has a dog.

The girl plays with the cat.

The cat plays with the girl.

The girl plays with the dog.

The dog plays with the girl.

Will the dog play with the cat?

Do you play with dogs?

Do you play with cats?

I play with dogs.

I play with cats.





CAN YOU TALK?

Holmes

How do you do, big dog?
Can you run and play?
The cat can run and play.
I play with the cat.
I will play with you.



THE FOUR KITTENS

Adam

How do you do, little girls?

How do you do, little boys?

Do you like cats?

Cats like little girls.

Cats like little boys.

One, two, three,
One, two, three,
I like cats,
And cats like me.

One, two, three,
One, two, three,
I like dogs,
And dogs like me.

Cats like 

I will take the cat to the 

Dogs like 


I will throw the dog a 

This little girl has two baby cats.

The girl likes the cats.

See the girl play with the baby cat.

Do baby cats like to play?

One little cat has a 

Do you see the girl's mother?

The girl's mother has a baby.

Can you see the baby?

The little girl likes the baby.

The little girl plays with the baby.

The baby has a ball.

The cats like to play with this ball.



MEMORIZE

A baby eats.

A baby sleeps.

A baby grows.

A baby walks.

Eat, baby.

Sleep, baby.

Grow, baby.

Walk, baby.

Walk to a boy.

Walk to a girl.

Walk to a baby.

Walk to me.





How do dogs sleep?

How do cats sleep?

How do birds sleep?



ACTION

You may be a dog.

You may be a cat.



You may be a bird.

You may be a baby.

Sleep, little dog, in a box.



Sleep, little cat, on a mat.

Sleep, little bird, on a tree.





Sleep, little baby, in a





Millet

THE FIRST STEP

You see the  and the 
The man puts  in the 
The man sees the mother with
the baby.

This is the man's baby.

This baby eats.

This baby sleeps.

Can this baby walk?

The mother has the baby.

Walk, little baby.

Walk to the man.

See the baby walk.

The mother sees the baby walk.

The man sees the baby walk.

The baby likes the man.

The baby likes to walk to the
man.




A baby eats



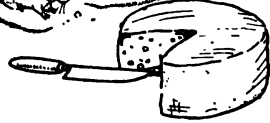
A rabbit eats



A cat eats



A rat eats



A bird eats



A fox eats



ACTION

You may eat a big red apple.

You may eat a little red apple.

You may eat a big green apple.

You may eat a little green apple.

You may eat a big yellow apple.

I see a tree.

It is little.



It will grow into a big tree.

I see an apple on the tree.

It is little.



It is green.

It will grow big.

It will grow red.

I see a baby.

It is little.

It will grow big.

It will eat the apple.





Greuze


HEAD OF GIRL WITH APPLE


What can the girl do with the
apple?


The girl can throw it to the baby.

What can the baby do with it?

The baby can eat it.


This  is for baby.

This  is for baby.


This  is for baby.

This  is for baby to eat.

This  is for baby to run.

This  is for baby to play on.


This  is for baby to play with.

The  will walk for baby.

What will May do for the baby?

May will put the  in the 

May will sing for the baby.

This  is for baby to sleep in.

What a pretty baby!

It is mother's baby boy.

Mother is pretty, too.


Baby likes mother.

Mother likes baby.

I see a pretty  for baby.

What do you see for baby?

I see a pretty  for baby.

Mother will put the  on baby.

Baby will play with the 

Baby will play with the 

Baby likes to play.





See what baby may play with.
Baby may play with the dog.
Baby may play with the cat.
Baby may play with the red boy.
You may be the baby.
Play with the dog, baby.
Take the dog from baby.
Play with the cat, baby.
Take the cat from baby.
Play with the red boy, baby.

This is baby's book.

It is a big book.

It is a red book.




Baby likes the big red book.

Baby plays with the book.

I will take the book from baby.

I will find "The Cat and the 

Can the baby see the cat?

Baby can see the cat play the 

Can baby see the  jump?

What can the little dog do?

The dog likes to see the  jump.



MEMORIZE

Hey diddle diddle,
The cat and the fiddle,
The cow jumped over the moon.



Can the cat jump over the 

Jump the dog over the cat.


Jump the cat over the





See the  run away with the 

Will the dog run away with the 

Will the cat run away with the 

Baby's dog will not run away.

Baby's cat will not run away.

I will put the dog away in the box.

I will put the cat away in the box.

I will take the book.

I will find "The Cat and the Fox."

Cat. I will walk with the fox.

How do you do, Mr. Fox?

Fox. How do you do, Mr. Cat?

Cat. How do you get away from
the dogs?

Fox. I run around the trees.

I jump over the



I play with the dogs.

Dogs. Bow-wow-wow.

Cat. This is what I do.

The cat is on the tree.

A big dog has the fox.



Take baby's book.

Find "The Little Tree."

See the little green tree.

The rabbit jumps over it.

Little tree, do you like this?

"No, I will grow into
a big tree.

Rabbits can not jump
over a big tree."

* * * * *

See the tree.

The rabbits run around it,

for it is a big tree.



Tree. See the man with
the wagon.

The man has
a big tree.



What will the man do with it?

Bird. The man will take it to a



The boys and girls will play
around it.

Tree. Take me with you, man.


I do not like rabbits.

I do not like to play with birds.

I like boys and girls.




Man. I will take this tree, too.

Tree. Oh, I do not like the 

Man. I will put the tree in the wagon.

Tree. Oh, I do not like the wagon.

Man. This is a big 

I see the father and mother
in the 


Will you take a tree?

Mother. What big trees!

How pretty!

Father. I will take this big tree.



Will you take it to the 

Put it in this box.

Mother. How pretty it will be.

I will put a big  on it.

Father. I will put red, yellow, and

green  on it.


Mother. Put on this ball for baby.

Put on this  and this 

Father. I will get the boys and girls.

Tree. How pretty I am!

Will the birds see

me in the 



Boy. Run, baby! A tree!

Baby. I like the big ball.

Throw it to me.

Girl. See the pretty



Boy. See the red wagon.

Father. You may eat the apples.

Mother. Run away to



Tree. I like to see the baby take
the ball from me.

I like to see you take the
apples from me.

Oh, do not run away.



Rats. See this old tree!



Tree. I am not an old tree.

I am a pretty green tree.


Rats. A pretty green tree!

Tree. The mother puts apples on me.

The boy and girl like me.

I see the man.


The man likes me.

The man will put  on me.

Rats. Run! Run! 

Man. I will throw this old tree
away.

Boy. See this old yellow tree.

Girl. I will take the  from it.

Tree. See the pretty green trees.

I am old and yellow.

Put me in the ground.

I will grow green and pretty.

I like the birds to sing to me.

I like the trees around me.

The rabbits may jump over
me.

Oh, put me in the ground.

Man. Put this tree in the



Take baby's book.

What can baby see?



MEMORIZE

Little Jack Horner

Sat in the corner

Eating a Christmas pie.

He put in his thumb,


And pulled out a plum,

And said, "What a good boy am I!"

Baby can see the little boy.

The little boy is pretty.


What has he?

He has a 

He likes 

He can eat it.

He puts one  in the 

He takes a blue 

What will he do with the blue 

He will eat it.

He will sing,


“What a good boy am I!”



MADONNA AND CHILD

Raphael

This mother is pretty.

She sits in a 

She has a baby.

She likes the baby.

I see a big boy.

What boy is it?

May he play with the baby?

This baby will eat.

This baby will sleep.

This baby will grow.

This baby will walk.

He will be a big boy.

He will be a big man.

Will the mother like this?

What will she do for a baby?



Millet

See mother.

Mother is on the



What has she in the



It is yellow



Mother throws it to the hens.

One, two, three, four, five.

See the hens eat the yellow



Baby is at the



Can baby see the big



walk?

See the three hens run to mother.

One hen is over in the



Will she get



from mother?

Red Hen. See the  Will you
put it in the ground?


Dog. I will not.

Cat. I will not.

Rat. I will not.

Red Hen. I will.



Red Hen. See the pretty 
Will you cut it?


Dog. I will not.

Cat. I will not.

Rat. I will not.

Red Hen. I will.




Red Hen. See this  Will you
take it to be ground?


Dog. I will not.

Cat. I will not.

Rat. I will not.

Red Hen. I will.




Red Hen. See this 
Will you eat it?

Dog. I will.

Cat. So will I.

Rat. So will I.

Red Hen. You will not. I will.



The cat will not work.

So the cat may not eat.

The rat will not work.

So the rat may not eat.

The dog will not work.

So the dog may not eat.

The red hen works.

So the red hen may eat the 

The red hen has four little ones.

The little ones work.



So the little ones may eat the 



The little ones see the 

They see the dog.

They see the cat.

They see the rat.

The dog and the cat will not
get the  from the 

The  will run to the 


They like to eat 

They work so they may eat.

See the dog and the cat and the rat.



See the mother and the little boy.

The boy has a 

He throws the  to the hen.

The big hen runs to get it.

The little ones have to run, too.

The boy's mother has to work.

She works for the boy and the
baby.

The hen mother has to work, too.

She has to find what she eats.

She takes the little ones to it.

All mothers have to work.






DAY'S WORK DONE.

Holmes


What do you see, Mr. Dog?


What has the big girl for the  ?

What will he take from May?

What work can he do?

Is work over for the day?

Man. This  is too old to work.

I will not have an old 

* * * * *



The man will not have me.

I am too old to work.

I will run away to play in the
band.

* * * * *

How do you do, Mr. Dog?

Have you run away, too?

Dog. I am too old to get the

I have run away.





Run away with me to play in
the band.

You may play the 

I will play the 

How do you do, Mr. Cat?

Have you run away, too?


Cat.

I am too old to get the rats.


I have run away!



Run away with the dog and
me, to sing in the band.

The dog will play the 

I will play the 

How do you do, Mr. 

Have you run away, too?



I will not have a man eat me.

And so I have run away.




Run away with the dog and
the cat and me.

We will play in the band.

You may sing with the cat.

The dog will play the 

I will play the 

Oh, see the 

We will see what is in it.

You get on me, Mr. Dog.

You jump on Mr. Dog, Mr. Cat.



You jump on Mr. Cat, Mr. 

What can you see?

I see four



They have  and  to eat.

We will have the  and 

Sing!

See how they run!



We will walk in.


We will eat the  and 

We will have a sleep.



I see no one.

I will walk in.

I will put this  to the 

Cat. F - f - f.



Dog. Bow - wow - wow.




A - do - do - do.



He - he - he!



Man. What can they be?


They may have the 

All. We are not so old, are we?

Dog. I like this



We can have the band in it.

The  was too old to work.



So he ran away.

The dog was too old to get 

So he ran away.


The cat was too old to get the rats.



So he ran away.

The  was to be put in the 

So he ran away.

They ran and they ran.

They ran to a little 

The  in the  ran away.

They ran and they ran.



LION AND LIONESS

Rosa Bonheur

See the father



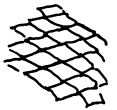
See the mother



They like to sleep in the



They do not like to run into a



They do not like to be put in a




One day the  was asleep.

A little  ran over his yellow 

The  put one  over the 

“What is this?”

“Oh, it is a little .

“I will eat you.”

“Oh, do not.

I will work for you.”


“What can you do for me?”



I am so big and you are so little.”

“You will see.”


“Run away, and I will see.”





One day a man put a  on the ground.


The  ran into this 


“Oh! oh! oh! oh!”

“Maybe it is the father 

I will run and see.”


“They have me, little , in this 

They will put me in a .”

“They will not put you in a .


“What will you do?”

“I will cut the 


The  is cut. Run.”



I see two girls and a boy.

They sit on the 


They sit like birds in a 

The mother bird sits on a 

She has a  and a 

She gives the  to the boy bird.

See how the boy bird takes it.

One girl bird has an  around
the boy bird.

Will she get a 

Will the girl bird with the 

get a 



Oh, what a pretty little dog May
has!

How she likes it!

May has to run for a book.

She will put the dog on the ground.

Will the big dog play with it?

No, he is too old to play.

He will say “Bow - wow - wow!

I do not like to play.”

May will get a ball for the little
dog.

She will have the book.

The big girl will say,

“You have a pretty book, little girl.

I like to see books.

May I see this one?

I see birds and trees in the book.

I see girls and boys and a baby.

I see dogs and cats and rats.

I see hens and rabbits and a fox.

I have a book like this.

You will like it, little girl.

You will be happy with it.”





Millais

ASLEEP

MEMORIZE

Golden slumbers kiss your eyes,
Smiles awake you when you rise;
Sleep, pretty maiden, do not cry,
And I will sing a lullaby.

THE WORD LIST

P. 4 I	P. 25 tail	P. 50 (cat)(box)	P. 73 no
see	28 hop	(rat)	74 wagon
the	29 me	51 play	75 father
5 girl	and	likes	76 am
6 run	30 rabbit	52 with	78 old
7 to	32 one	do	79 ground
8 little	three	53 how	81 he
9 (can)	oh	56 baby	82 she
a	33 four	mother	(sits)
11 big	35 two	58 walk	85 hens
12 this	into	59 mat	five
is	36 bird	sleep	at
13 red	37 yellow	60 (man)	86 cut
14 jump	sing	62 eats	87 (so)
15 ball	38 fly	63 an	88 work
16 throw	39 will	grow	89 they
17 green	41 boy	64 what	90 all
tree	may	65 for	92 day
19 on	42 you	66 pretty	93 have
in	43 too	68 from	(band)
20 apples	44 be	69 book	95 (we)
21 grapes	45 round	70 over	97 are
22 blue	sun	71 away	98 (ran)
23 fox	46 put	not	was
24 dog	47 take	72 Mr.	103 gives
bow-wow-wow	it	get	105 (say)
25 has	48 find	around	106 happy

The words in () are phonetic blend words.

TO TEACHERS

It is designed that the Primer shall be placed in the hands of the pupils about the tenth week of the semester. By this time they will have acquired a vocabulary of at least fifty stock words.

Any method of developing this vocabulary may be used, but it may be helpful to outline, for the benefit of those interested, the methods of development used in the preliminary work by the author, in a two-years' class room test of the Primer.

Beginning reading is divided into two classes. A. Memorized Reading. B. Power Reading. The pupil's reading vocabulary is developed by means of the Memorized lesson. The pupil's retention of this vocabulary is tested and his progress furthered by the Power lessons.

Each of these two large classes of reading is subdivided into three types as below.

A. MEMORIZED READING

NOTE. This method is not to be employed after the third month.

I. LITERATURE

I see the sun
And the sun sees me,
God bless the sun
And God bless me.

1. The pupils memorize the rhyme.
2. The teacher turns to the rhyme, which is written on the blackboard, and reads the entire stanza, pointing line by line.
3. Individual children read the entire stanza, pointing line by line.
4. The teacher questions, "Where does it say, I see the sun?" etc.
 - (a) Taking the lines in order.
 - (b) Taking the lines out of order.
5. The teacher (pointing) questions, "What does this say?"
 - (a) Pointing to the lines in order.
 - (b) Pointing to the lines out of order.
6. The children close eyes. The teacher writes at the side, wakes the children, and asks, "What does this say?"
 - (a) Writing the lines opposite in order and then out of order.
 - (b) Writing the lines not opposite in order, then out of order. The children read the lines in the order in which they should come.

The teacher erases the lines. The pupils read the lines erased.

After a time many of these steps may be omitted and the teacher may proceed more directly to analyze the rhyme into words.

1. The teacher reads the rhymes slowly and, pointing, says, "How much of this line says 'See'?" (Some child points to the word *see*.)
2. Some child draws a line under the word *see*.

3. The teacher writes a number of words on the board. Every time she writes the word *see* the pupils clap their hands. Individual pupils find the word *see* and erase it.

II. DERIVED READING — Picture, Story, or Nature Study

STORY. THE THREE BEARS (little.)

(Have three bowls on the table.)

1. The teacher, pointing to the smallest bowl, questions,

(a) "Whose bowl is this?"

(b) The teacher writes the child's answer on the blackboard. *This is the baby bear's bowl.*

(c) Several children, pointing, read the story.

(d) The teacher questions, "What kind of a bowl is it?"

(e) The teacher writes the child's answer on the blackboard. *It is a little bowl.*

(f) Several children, pointing, read the story.

Several children, pointing, read both stories.

(g) The teacher questions, "What is there in it?"

(h) The teacher writes the child's answer, *There is a little spoon in it.*

(i) Several children, pointing, read the story.

2. Several children, pointing, read all the stories.

The remaining steps are the same as steps 4, 5, and 6 in the Literature Reading. The analysis into words follows and the isolation and fixing of the word *little*.

III. ACTION READING (THE THREE BEARS)

Jump out of bed.

Run to the window.

Jump through the window.

Run home.

(Have these stories written on the blackboard.)

1. The teacher says, "Who will be Goldilocks and lie on the bed? Do as I tell you."

2. The teacher repeats the four commands, the child performing each one as it is spoken. Several do this.

3. The teacher says, "Now you tell some other Goldilocks what to do."

A child repeats the directions for some other Goldilocks.

The teacher says, "Now the chalk will tell Goldilocks what to do."

The teacher, pointing line by line, reads the directions from the blackboard.

A child, watching the lines as they are pointed to, obeys.

4. A child reads the commands to another Goldilocks, pointing, line by line.

5. The teacher, performing, says, "Where does it say to do this?"

(a) Taking the lines in order.

(b) Taking the lines out of order.

6. The teacher, pointing, says, "Do this."

(a) Taking the lines in order.

(b) Taking the lines out of order.

7. The word analysis follows as in the Literature Method.

Every time the teacher writes the word *run*, the child may perform the act.

B. POWER READING

Each of these development lessons is concluded by the reading of power sentences, testing the ability to read the word just developed in context. By a power sentence is meant a sentence in which every word is a known word — a part of the child's vocabulary.

Many power lessons should be given on the blackboard, besides those used at the conclusion of a development lesson. These power lessons may take as many different forms as the development lessons and each large variety may take many sub-forms.

1. Literature.
2. Action.

}	1. Miscellaneous.
	2. Character Rôle.
3. Derived or Supplemental.

}	Narrative.
	Question.
	Dialogue.

All these types of power lessons are found in the Primer, which should be suggestive to the teacher of a multitude of lessons, similar, but never the same, which she may use to supplement the book lessons. For it is not intended that these board power lessons should be abandoned after the pupils have begun to read from the books. Not only should every word have been developed but it should have been read in several power board lessons before the pupil meets it in the book.

1. Every story, picture, and memory gem should have been made familiar to the children and recalled just before they are to read about it.

2. The memory gems are simply put in the book because of literary merit and to recall to the children's minds the source of the words selected from them in previous board lessons. Do not confuse these Memory Poems with the Power Poems.

3. Remember to provide the necessary articles for action reading.

SPECIAL SUGGESTIONS

PAGE 37.— Provide big bows of yellow tissue paper to pin on the children who are to be yellow birds. Have the child who is to be a rabbit put up his arms to make the long ears.

PAGE 38.— Provide red, yellow, green and blue tissue paper bows for those who are to be birds. (These bows may also be used when you wish them to be leaves, etc.)

PAGE 43.— Have two children, — one to ask permission, one to grant it.

PAGE 48.— Let the class read silently, line by line, and point to the things in the picture they are to find.

PAGE 59.— Draw a tree on the wall from the floor up, put a chair by it. A child may perch on this chair to simulate perching on the branch of a tree.

PAGE 65.— Let the children bring toys to school. Hold up each toy as the pupil reads about it.

Pages 74 to 79 inclusive, 86 and 87, 93 to 97 inclusive, and 100 and 101. After a page has been read through in the ordinary way, assign the different characters to as many different children and have each one read his own speaking part.

PAGE 92.— *First*, Have each question read in turn around the class.

Second, Have one child read the questions and one child answer.

Third, Have the questions read silently and answered aloud.



